

DATA SHEET

SCHOTTKY BARRIER RECTIFIERS

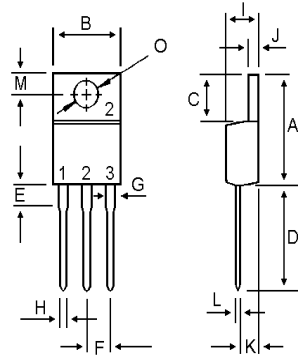
VOLTAGE	100 Volts	CURRENT	10.0 Amperes	TO-220AB	Unit:mm
----------------	-----------	----------------	--------------	-----------------	----------------

FEATURES • Low Forward Voltage.

- Low Forward Voltage Drop.
- Reliable High Temperature Operation
- Softest, fast switching capability.
- 175°C Operating Junction Temperature

MECHANICAL DATA

- Case:TO-220AB Molded Plastic
- Polarity: Symbols molded or marked on body
- Mounting position : Any



DIM	MILLIMETERS	
	MIN	MAX
A	14.68	15.32
B	9.78	10.42
C	5.02	6.52
D	13.06	14.62
E	3.57	4.07
F	2.42	2.66
G	1.12	1.36
H	0.72	0.96
I	4.22	4.98
J	1.14	1.38
K	2.20	2.98
L	0.33	0.55
M	2.48	2.98
O	3.70	3.90



In compliance with EU RoHs 2002/95/EC directives

MAXIMUM RATINGS AND ELECTRICAL CHARACTERISTICS

Ratings at 25°C ambient temperature unless otherwise specified.

Characteristic		Symobl	P10L100CT	Unit
Peak Repetitive Reverse Voltage		VRRM		
Working Peak Reverse Voltage		VRWM	100	V
DC Blocking Voltage		VR		
Maximum RMS Voltage		VRMS	70	V
Maximum Average Forward Rectified Current		I (AV)	10	A
Non-Repetitive Peak Surge Current (Surge applied at rate load conditions halfware, single phase, 60Hz)		IFSM	150	A
Maximum forward voltage	IF=5A	VF	T _J = 25°C	0.72
			T _J = 125°C	0.60
Maximum DC Reverse Current @TC=25°C		IR	0.2	MA
at Rated DC Blocking Voltage @TC=125°C			100	
Typical Thermal Resistance		R0JC	3.8	°C/W
Operating Temperature Range		TJ	-65to+175	°C
Storage Temperature Range		TSTG	-65to+175	°C

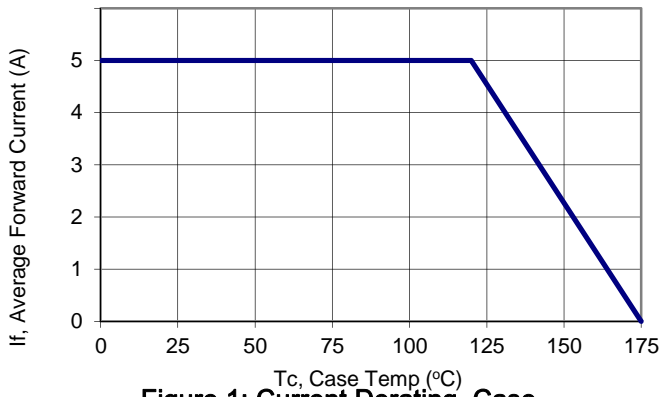


Figure 1: Current Derating, Case

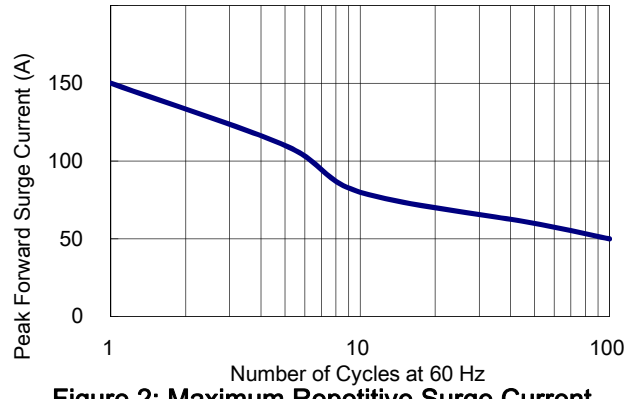


Figure 2: Maximum Repetitive Surge Current

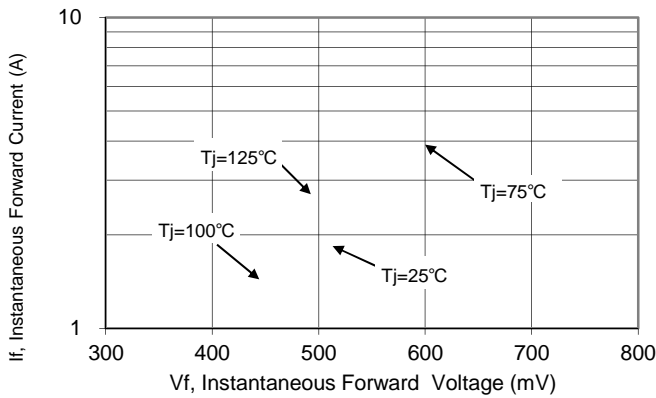


Figure 3: Typical Forward Voltage

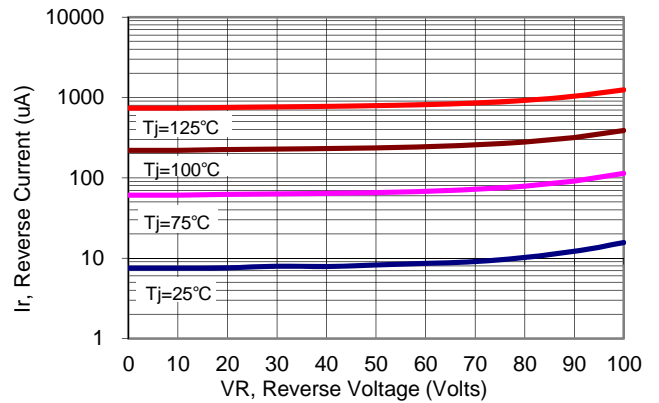


Figure 4: Typical Reverse Current

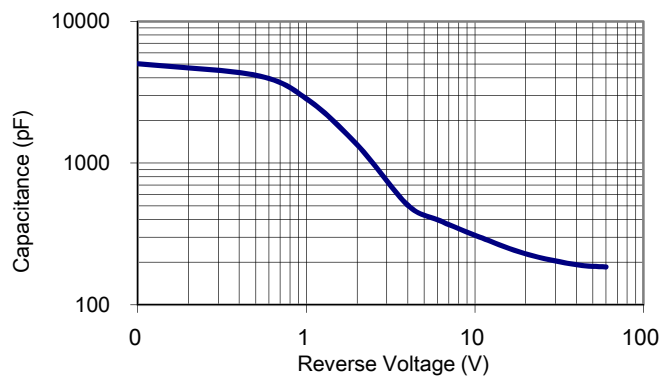


Figure 5: Typical Junction Capacitance